

Fiqh **(Laws)**

Lesson 1 Islamic Phrases

Learn the following phrases:

أَعُوذُ بِاللَّهِ مِنَ الشَّيْطَانِ الرَّجِيمِ

Audhu Billahi Min ash-Shaytanir Rajeem

بِسْمِ اللَّهِ الرَّحْمَنِ الرَّحِيمِ

Bismilláhir Rahmánir Rahím

اللَّهُ أَكْبَرُ

Alláhu Akbar

اللَّهُمَّ صَلِّ عَلَى مُحَمَّدٍ وَآلِ
مُحَمَّدٍ

Allāhumma salli 'ala Muhammadin wa Aali Muhammad

Lesson 2


Exercises

This page has been left blank intentionally as a placeholder for activities.
Please see the accompanying Workbook for Exercises and Activity Sheets


Lesson 3

Postures of Saláh

Takbirat al-ihram



Qiyām




Arms should be in front on thighs
Girls should cover their feet with socks

Qunút




Rukú



Boys keep palms on knee. Girls keep palms on thighs and bend their backs less.

Sajdah



Julús



Lesson 4 Exercises

Note to Teacher: Play 'Ali Says' (like 'Simon Says') for Postures of Salāh.



Lesson 5

Exercises

This page has been left blank intentionally as a placeholder for activities.
Please see the accompanying Workbook for Exercises and Activity Sheets

Lesson 6

Names of the Islamic Months

Muharram

Safar

Rabi ul Awwal

Rabi ul Thāni

Jamadi ul Ula

Jamadi ul Ukhra

Rajab

Sha'bān

Ramadān

Shawwāl

Dhul Qa'ada

Dhul Hijjah

Lesson 7

Exercises

Listen to and learn the poem '**These are the months in Islam**' (given on the Teacher's DVD).

Idea: Recite this poem as a group during a regular programme at your local masjid.

POEM

These are the Months in Islam

Muharram, Safar, Rabi ul-Awwal, Rabi uth-Thāni,
these are the months in Islam

Jamadil Ula, Jamadil Ukhra, Rajab and Sha'bān

Ramadān, Ramadān, Ramadān and Shawwāl

Dhul Qa'ada and Dhul Hijjah, these are the months
in Islam

